

P.D.Q

FLOOR CLEANER/MAINTAINER

- **Burnishes to a slip-resistant gloss**
- **Cleans and shines quickly - saves time**
- **Leaves a fresh, fragrant atmosphere**

A fragrant, opaque yellow liquid polymeric wax floor maintainer and general cleaner. Solvent-free formula.

USES

Removes soiling and scuff marks from the floor and should be used with a burnishing machine to produce a slip-resistant shine.

Use on vinyl, thermoplastic, linoleum, rubber, asphalt, terrazzo, marble, sealed and unsealed wood and painted surfaces.

Suitable for use in a wide variety of areas, including schools, offices, shops, airports, bars, village halls, etc.


DIRECTIONS

Spray cleaning/burnishing - sweep the floor first, dilute P.D.Q. 1 part to 8 parts water in a hand sprayer.

Apply a fine mist of P.D.Q. solution to the immediate floor area. Allow a few seconds contact time on the floor and then buff the floor until it is dry.

Damp mopping for heavily soiled floors - dilute 1 part P.D.Q. to 15 parts water. Apply P.D.Q. solution, clean up with a mop and allow the floor to dry, then burnish the floor with a polishing machine.

N.B. P.D.Q. may layer, please shake the container before use and always burnish with a polishing machine after each application.



DILUTIONS

P.D.Q. : WATER	Spray cleaning	Damp mopping
	1 : 8	1 : 15

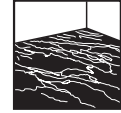
CLOVER

CHEMICALS LTD

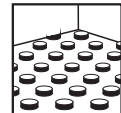
'Effective Cleaning Chemicals'

www.cloverchemicals.com

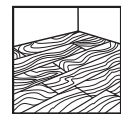
Code: 110



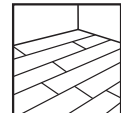
Granite



Rubber



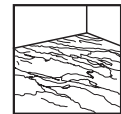
Wood



Laminate



PVC



Marble



Linoleum

pH in use



PACK SIZES



5L

